



**PEARL
Polymers Limited**

PET
POLYETHYLENE TEREPHTHALATE
**JARS
BOTTLES**

Regd. Office : A-97/2, Okhla Industrial Area, Phase II, New Delhi – 110020, INDIA
CIN NO. L25209DL1971PLC005535
Tel.No: +91-11-47385300, Fax, +91-11-47480746,
Email: pearl@pearlpet.net, Website: www.pearlpet.net

PPL/SD/CL-35/347 / 2015-2016

10th April, 2015

The Secretary,

1. **National Stock Exchange of India Ltd.**
Exchange Plaza, 5th Floor,
Plot No. C1, G Block,
Bandra, Kurla Complex,
Bandra (East)
Mumbai- 400051
(Stock Code: PEARLPOLY)
2. **Bombay Stock Exchange Ltd.**
Phiroze Jeejeebhoy Towers,
25th Floor, Dalal Street,
Mumbai-400001
(Stock Code: 523260)

Sub: Shareholding Pattern for the Quarter ended 31st March, 2015

Dear Sir/ Madam,

Pursuant to the provisions of Clause 35 of the Listing Agreement, we are enclosing herewith the Shareholding Pattern for the Quarter ended March 31, 2015.

You are requested to kindly take the same on record.

Thanking you,

Yours Faithfully,
For Pearl Polymers Limited


Deepika Sati
Company Secretary

Encl: As above

I(a)	STATEMENT SHOWING SHARE HOLDING PATTERN		
Name of the Company	PEARL POLYMERS LIMITED		
Scrip Code, Name of the Scrip, Class of Security	Scrip Code:	:	NSE : PEARLPOLY BSE : 523260
	Name of the Scrip	:	EQUITY SHARES
Quarter Ended On	31.03.2015		
Partly paid-up shares:-	No. of partly paid-up shares	As a % of total no. of partly paid-up shares	As a % of total no. of shares of the company
Held by promoter/promoter group	0	0.00	0.00
Held by public	0	0.00	0.00
Total	0	0.00	0.00
Outstanding convertible securities:-	No. of outstanding securities	As a % of total no. of outstanding convertible securities	As a % of total no. of shares of the company, assuming full conversion of the convertible securities
Held by promoter/promoter group	0	0.00	0.00
Held by public	0	0.00	0.00
Total	0	0.00	0.00
Warrants:-	No. of Warrants	As a % of total no. of warrants	As a % of total no. of shares of the company, assuming full conversion of Warrants
Held by promoter/promoter group	0	0.00	0.00
Held by public	0	0.00	0.00
Total	0	0.00	0.00
Total paid-up capital of the company, assuming full conversion of warrants and convertible securities	16834932 Equity Shares of Rs. 10/- each (i.e Rs. 168349320)		

CERTIFIED TRUE COPY


For Pearl Polymers Limited


Company Secretary

Statement Showing Shareholding Pattern								
Category code	Category of Shareholder	Number of Shareholders	Table I(a)		Total shareholding as a percentage of total number of shares		Shares Pledged or otherwise encumbered	
			Total number of shares	Number of shares held in dematerialized form	As a percentage of (A+B) ¹	As a percentage of (A+B+C)	Number of shares	As a percentage (IX)=(VIII)/(IV)*100
(I)	(II)	(III)	(IV)	(V)	(VI)	(VII)	(VIII)	(IX)
(A)	Shareholding of Promoter and Promoter Group							
1	Indian							
(a)	Individuals/ Hindu Undivided Family	10	3452638	3452638	20.51	20.51	0	0.00
(b)	Central Government/ State Government(s)	0	0	0	0.00	0.00	0	0.00
(c)	Bodies Corporate	4	5614203	5614203	33.35	33.35	0	0.00
(d)	Financial Institutions/ Banks	0	0	0	0.00	0.00	0	0.00
(e)	Any Others(Specify)	0	0	0	0.00	0.00	0	0.00
	Sub Total(A)(1)	14	9066841	9066841	53.86	53.86	0	0.00
2	Foreign							
a	Individuals(Non-Residents Individuals/ Foreign Individuals)	0	0	0	0.00	0.00	0	0.00
b	Bodies Corporate	0	0	0	0.00	0.00	0	0.00
c	Institutions	0	0	0	0.00	0.00	0	0.00
d	Qualified Foreign Investors	0	0	0	0.00	0.00	0	0.00
e	Any Others(Specify)	0	0	0	0.00	0.00	0	0.00
	Sub Total(A)(2)	0	0	0	0.00	0.00	0	0.00
	Total Shareholding of Promoter and Promoter Group (A)= (A)(1)+(A)(2)	14	9066841	9066841	53.86	53.86	0	0.00
(B)	Public shareholding							
1	Institutions							
(a)	Mutual Funds/ UTI	5	5410	0	0.03	0.03	N.A.	N.A.
(b)	Financial Institutions / Banks	3	460	300	0.00	0.00	N.A.	N.A.
(c)	Central Government / State Government(s)	0	0	0	0.00	0.00	N.A.	N.A.
(d)	Venture Capital Funds	0	0	0	0.00	0.00	N.A.	N.A.
(e)	Insurance Companies	3	670162	670162	3.98	3.98	N.A.	N.A.
(f)	Foreign Institutional Investors	3	8700	0	0.05	0.05	N.A.	N.A.
(g)	Foreign Venture Capital Investors	0	0	0	0.00	0.00	N.A.	N.A.
(h)	Qualified Foreign Investors	0	0	0	0.00	0.00	N.A.	N.A.
(i)	Any Other (specify)	0	0	0	0.00	0.00	N.A.	N.A.
	Sub-Total (B)(1)	14	684732	670462	4.07	4.07	N.A.	N.A.
B 2	Non-institutions							
(a)	Bodies Corporate	153	1779509	1756958	10.57	10.57	N.A.	N.A.
(b)	Individuals							
i	Individuals -i. Individual shareholders holding nominal share capital up to Rs 1 lakh	9610	2141941	1309595	12.72	12.72	N.A.	N.A.
ii	Individual shareholders holding nominal share capital in excess of Rs. 1 lakh.	32	2870852	2776302	17.05	17.05	N.A.	N.A.
(c)	Qualified Foreign Investors	0	0	0	0.00	0.00	N.A.	N.A.
(d)	Any Other (specify)							
	Non Resident Indian/ OCB	40	225433	21833	1.34	1.34	N.A.	N.A.
	Clearing Member	18	65624	65624	0.39	0.39	N.A.	N.A.
	Sub-Total (B)(2)	9853	7083359	5930312	42.07	42.07	N.A.	N.A.
(B)	Total Public Shareholding (B)= (B)(1)+(B)(2)	9867	7768091	6600774	46.14	46.14	N.A.	N.A.
	TOTAL (A)+(B)	9881	16834932	15667615	100.00	100.00	N.A.	N.A.
(C)	Shares held by Custodians and against which Depository Receipts have been issued							
1	Promoter and Promoter Group	0	0	0	0	0.00	N.A.	N.A.
2	Public	0	0	0	0	0.00	N.A.	N.A.
	Sub-Total (C)	0	0	0	0	0.00	N.A.	N.A.
	GRAND TOTAL (A)+(B)+(C)	9881	16834932	15667615	100.00	100.00	N.A.	N.A.

CERTIFIED TRUE COPY

For Pearl Polymers Limited


Company Secretary

(1)(b)

Statement showing holding of securities (including shares, warrants, convertible securities) of persons belonging to the category Promoter and Promoter Group


Sr. No.		Details of Shares held		Encumbered shares (*)			Details of warrants		Details of convertible securities	Total shares (including underlying shares assuming full conversion of warrants and convertible securities) as a % of diluted share capital
		Number of shares held	As a % of grand total (A)+(B)+(C)	No. of Shares Held	As a percentage	As a % of grand total (A)+(B)+(C) of sub-clause (I)(a)	Number of warrants held	As a % total number of warrants of the same class	As a % total number of convertible securities of the same class	
(i)	(ii)			(v)	(vi)=(v)/(iii)*100	(vii)	(viii)	(ix)	(x)	(xi)
1	Sunceta Seth	774939	4.60	0	0.00	0.00	0	0	0	4.60
2	Chand Seth	890475	5.29	0	0.00	0.00	0	0	0	5.29
3	Nidhi Chowdhary	90000	0.54	0	0.00	0.00	0	0	0	0.54
4	Varun Seth	597778	3.55	0	0.00	0.00	0	0	0	3.55
5	Rachna Seth	27700	0.16	0	0.00	0.00	0	0	0	0.16
6	Surina Seth	10105	0.06	0	0.00	0.00	0	0	0	0.06
7	Tavanya Seth	10105	0.06	0	0.00	0.00	0	0	0	0.06
8	Amit Seth	562000	3.34	0	0.00	0.00	0	0	0	3.34
9	Udit Seth	489535	2.91	0	0.00	0.00	0	0	0	2.91
10	Madhu Seth	1	0.00	0	0.00	0.00	0	0	0	0.00
TOTAL(A)		3452638	20.51	0.00	0.00	0.00	0.00	0.00	0	20.51

Sr. No.	Name of the shareholder	Details of Shares held		Encumbered shares (*)			Details of warrants		Details of convertible securities	Total shares (including underlying shares assuming full conversion of warrants and convertible securities) as a % of diluted share capital
		Number of shares held	As a % of grand total (A)+(B)+(C)	No. of Shares Held	As a percentage	As a % of grand total (A)+(B)+(C) of sub-clause (I)(a)	Number of warrants held	As a % total number of warrants of the same class	As a % total number of convertible securities of the same class	
1	Pacific Pearl Finance & Leasing Ltd	1116001	6.63	0	0.00	0.00	0	0	0	6.63
2	Pearl Telephonics Limited	2280347	13.55	0	0.00	0.00	0	0	0	13.55
3	Theta Investments Pvt Ltd	2063855	12.26	0	0.00	0.00	0	0	0	12.26
4	Pearl Flats (India) Limited	154000	0.91	0	0.00	0.00	0	0	0	0.91
		5614203	33.35	0	0.00	0.00	0	0	0	33.35
TOTAL(A+B)		9066841	53.86	0	0.00	0.00	0	0	0	53.86

(*) The term "encumbrance" has the same meaning as assigned to it in regulation 28(3) of the SAST Regulations, 2011

CERTIFIED TRUE COPY

For Pearl Polymers Limited



 Company Secretary

(I)(c)(i) Statement showing holding of securities (including shares, warrants, convertible securities) of persons belonging to the category "Public" and holding more than 1% of the total number of shares

Sr. No.	Name of the shareholder	Number of shares held	Shares as a percentage of total number of shares (i.e., Grand Total (A)+(B)+(C) indicated in Statement at para (I)(a) above)	Details of warrants		Details of convertible securities		Total shares (including underlying shares assuming full conversion of warrants and convertible securities) as a % of diluted share capital
				Number of warrants held	As a % total number of warrants of the same class	Number of convertible securities held	% w.r.t total number of convertible securities of the same class	
1	DELHI IRON AND STEEL CO PVT LTD	466335	2.77	0	0	0	0	2.77
2	LIFE INSURANCE CORPORATION OF INDIA	655012	3.89	0	0	0	0	3.89
3	ASHARI AGENCIES LTD	690151	4.10	0	0	0	0	4.10
4	VIJAY KUMAR AGGARWAL	602863	3.58	0	0	0	0	3.58
5	REENA KHANDELWAL	344000	2.04	0	0	0	0	2.04
6	NAMRATA KHANDELWAL	300000	1.78	0	0	0	0	1.78
7	TARUNA SETH	175984	1.05	0	0	0	0	1.05
8	DEEPAK SETH	324000	1.93	0	0	0	0	1.93
9	CHAINROOP DUGAR	429101	2.55	0	0	0	0	2.55
		3987446	23.69	0	0	0	0	23.69

CERTIFIED TRUE COPY

For Pearl Polymers Limited


Company Secretary

(D)(c)(ii) Statement showing holding of securities (including shares, warrants, convertible securities) of persons (together with PAC) belonging to the category "Public" and holding more than 5% of the total number of shares of the company

Sr. No.	Name(s) of the shareholder(s) and the Persons Acting in Concert (PAC) with them	Number of shares	Shares as a percentage of total number of shares (i.e., Grand Total (A)+(B)+(C) Indicated in Statement at para (D)(a) above)	Details of warrants		Details of convertible securities		Total shares (including underlying shares assuming full conversion of warrants and convertible securities) as a % of diluted share capital
				Number of warrants	As a % total number of warrants of the same class	Number of convertible securities held	% w.r.t total number of convertible securities of the same class	
1	NA	NII	NII	NII	NII	NII	NII	NII
TOTAL		NII	NII	NII	NII	NII	NII	NII

CERTIFIED TRUE COPY

For Pearl Polymers Limited


Company Secretary

(I)(d) Statement showing details of locked-in shares

Sr. No.	Name of the shareholder	Category of Shareholder (Public Promoter)	Number of locked in shares	Total shares (including underlying shares assuming full conversion of warrants and convertible securities) as a % of diluted share capital
1	N.A	N.A	N.A	N.A
	TOTAL	N.A	N.A	N.A

CERTIFIED TRUE COPY

For Pearl Polymers Limited



Company Secretary

(II)(a) Statement showing details of Depository Receipts (DRs)

Sr. No.	Type of outstanding DR (ADRs, GDRs, SDRs, etc.)	Number of outstanding DRs	Number of shares underlying outstanding DRs	Shares underlying outstanding DRs as a percentage of total number of shares (i.e. Grand Total (A) - (B) - (C) indicated in Statement at para (II)(a) above)
1	N.A.	0	0	0.00
2	N.A.	0	0	0.00
	TOTAL	0	0	0.00

CERTIFIED TRUE COPY

For Pearl Polymers Limited




Company Secretary

(II)(b) Statement showing Holding of Depository Receipts (DRs), where underlying shares held by 'promoter /Promoter group' are in excess of 1% of the total number of shares

Sr. No.	Name of the DR Holder	Type of outstanding DR (ADRs, GDRs, SDRs, etc)	Number of shares underlying outstanding DRs	Share underlying outstanding DRs as a percentage of total number of shares (i.e. Grand total (A)+(B)+(C) indicated in Statement report) (D)(C) above
1	N.A.	N.A.	N.A.	0
2	N.A.	N.A.	N.A.	0
	TOTAL	N.A.	N.A.	0

CERTIFIED TRUE COPY

For Pearl Polymers Limited


Company Secretary

(III)(a) Statement showing the voting pattern of shareholders, if more than one class of shares/securities is issued by the issuer.
NOT APPLICABLE

Class X: Equity Shares

Class Y:

Class Z:

(I) Category	(II) Category of shareholder	Number of Voting Rights held in each class of securities			Total Voting Rights (III+IV+V)	Total Voting rights i.e. (VI)	
		Class X (III)	Class Y (IV)	Class Z (V)	(VI)	As a percentage of (A+B) (VII)	As a percentage of (A+B+G) (VIII)
(A)	Promoter and Promoter Group						
(1)	Indian						
(a)	Individuals/ Hindu Undivided Family	0	0	0	0	0.00	0.00
(b)	Bodies Corporate	0	0	0	0	0.00	0.00
(c)	Financial Institutions/ Banks	0	0	0	0	0.00	0.00
(d)	Any Other (specify)	0	0	0	0	0.00	0.00
	Madhu Seth	0	0	0	0	0.00	0.00
(2)	Foreign						
(a)	Individuals (Non-Resident Individuals/ Foreign Individuals)	0	0	0	0	0.00	0.00
(b)	Bodies Corporate	0	0	0	0	0.00	0.00
(c)	Institutions	0	0	0	0	0.00	0.00
(d)	Any Other (specify)	0	0	0	0	0.00	0.00
	Sub-Total (A)(2)	0	0	0	0	0.00	0.00
	Total Shareholding of Promoter and Promoter Group (A) = (A)(1)+(A)(2)	0	0	0	0	0.00	0.00
(B)	Public shareholding						
(1)	Institutions						
(a)	Mutual Funds/ UTI	0	0	0	0	0.00	0.00
(b)	Financial Institutions/ Banks	0	0	0	0	0.00	0.00
(c)	Central Government/ State Government(s)	0	0	0	0	0.00	0.00
(d)	Venture Capital Funds	0	0	0	0	0.00	0.00
(e)	Insurance Companies	0	0	0	0	0.00	0.00
(f)	Foreign Institutional Investors	0	0	0	0	0.00	0.00
(g)	Foreign Venture Capital Investors	0	0	0	0	0.00	0.00
(h)	Any Other (specify)	0	0	0	0	0.00	0.00
	Sub-Total (B)(1)	0	0	0	0	0.00	0.00
(2)	Non-institutions						
(a)	Bodies Corporate	0	0	0	0	0.00	0.00
(b)	Individuals -						
	i. Individual shareholders holding nominal share capital up to Rs. 1 lakh.	0	0	0	0	0.00	0.00
	ii. Individual shareholders holding nominal share capital in excess of Rs. 1 lakh.	0	0	0	0	0.00	0.00
(c)	Any Other (specify)						
	NRI / OBC	0	0	0	0	0.00	0.00
	Clearing Members	0	0	0	0	0.00	0.00
		0	0	0	0	0.00	0.00
	Sub-Total (B)(2)	0	0	0	0	0.00	0.00
	Total Public Shareholding (B) = (B)(1)+(B)(2)	0	0	0	0	0.00	0.00
	TOTAL (A)+(B)	0	0	0	0.00	0.00	0.00
(C)	Shares held by Custodians and against which Depository Receipts have been issued						
(1)	Promoter & Promoter Group	0	0	0	0.00	0.00	0.00
(2)	Public	0	0	0	0.00	0.00	0.00
	TOTAL (C)	0	0	0	0.00	0.00	0.00
	GRAND TOTAL (A)+(B)+(C)	0	0	0	0.00	0.00	0.00

CERTIFIED TRUE COPY

For Pearl Polymers Limited


 Company Secretary